






**LEGEND**


-  Multi Lane Divided Highway  
Access Fully Controlled
-  Multi Lane Divided Highway
-  Undivided Highway
-  Local Highway

**Counter Stations**

-  42  
56329

**Traffic Count**

Permanent Traffic Counter  
Locations and Toll Facilities



# QUEEN ANNE'S COUNTY TRAFFIC VOLUME MAP 1997

ANNUAL AVERAGE DAILY TRAFFIC  
PREPARED BY THE  
*Maryland Department of Transportation*  
STATE HIGHWAY ADMINISTRATION

